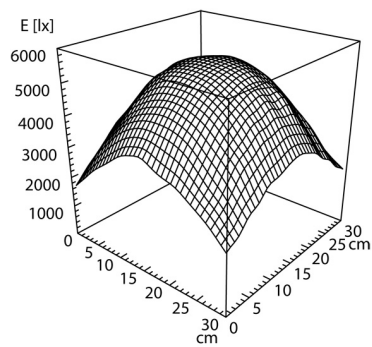
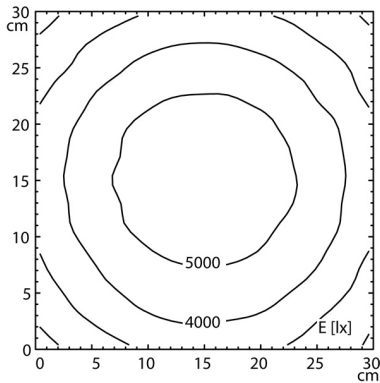
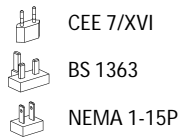


CE



<b>light source</b>	LED
<b>work equipment</b>	electronic plug-in ballast
<b>connected load</b>	100-240 V, 50/60 Hz
<b>power consumption</b>	env. 13 W
<b>luminous flux</b>	approx. 750 lm
<b>light distribution</b>	direct
<b>direct ratio</b>	approx. 100 %
<b>colour temperature</b>	neutral white
<b>colour temperatur</b>	approx. 4.000 K
<b>color rendering index (CRI)</b>	>= 90 (R9>50)
<b>chromaticity tolerance LED</b>	< 3 SDCM
<b>system of protection</b>	20
<b>class of protection</b>	II
<b>technology</b>	multi-stage switchable; continuously dimmable
<b>operation</b>	multi-function switch
<b>housing</b>	plastic; untreated; black
<b>cover</b>	screen, milky; Polyamide
<b>arm</b>	tubular aluminium section; anodized; aluminium coloured anodised
<b>balance of articulation joints</b>	spring
<b>weight (net)</b>	env. 2 kg
<b>mains lead</b>	approx. 3.6 m; mains plug; CEE 7/XVI; BS 1363; NEMA 1-15P
<b>fastening</b>	screw-down flange
<b>lens, dimensions</b>	Ø 160 mm
<b>lens material</b>	PMMA
<b>lens, diopters</b>	3,5
<b>add-on lens</b>	5
<b>add-on lens, diopters</b>	8
<b>special features</b>	2D head joint; adhesive add-on magnifier; light characteristic can be adjusted with a three-way switch