







# Poids max. transportable «G» en «t» pour différents types d'élingage

Type d'élingage / Disposition des points de suspension													
		1	1	2	2	2		3 - 4					
Angle d'inclinaison		0°	90°	0°	90°	0 - 45°	45 - 60°	0 - 45°	45 - 60°				
Filet d1	M5	0.3	0.4	0.6	0.2	0.14	0.1	0.21	0.1				
	M6	0.4	0.2	0.8	0.4	0.28	0.2	0.42	0.2				
	M8	1	0.5	2	1	0.7	0.5	1.05	0.5				
	M10	1.5	0.9	3	1.8	1.26	0.9	1.89	0.9				
	M12	1.5	1.3	3	2.6	1.82	1.3	2.73	1.3				
	M14	2.6	1.8	5.2	3.6	2.52	1.8	3.78	1.8				
	M16	2.8	2.3	5.6	4.6	3.22	2.3	4.83	2.3				
	M18	2.5	2.3	5	4.6	3.22	2.3	4.83	2.3				
	M20/2.5t	2.8	2.5	5.6	5	3.5	2.5	5.25	2.5				
	M20/3.2t	3.2	3.2	6.4	6.4	4.48	3.2	6.72	3.2				
	M22	6	4.5	12	9	6.3	4.5	9.45	4.5				
	M24	6.5	5.5	13	11	7.7	5.5	11.55	5.5				
	M27	6.5	6	13	12	8.4	6	12.6	6				
	M30/6.3t	6.5	6.3	13	12.6	8.82	6.3	13.23	6.3				
	M30/8t	9	8	18	16	11.2	8	16.8	8				
	M36	10	8.5	20	17	11.9	8.5	17.85	8.5				
	M42	10	9	20	18	12.6	9	18.9	9				
	UNC 1/4"	0.4	0.2	0.81	0.4	0.28	0.2	0.42	0.2				
	UNC 5/16"	1	0.5	1.81	1.09	0.76	0.54	1.14	0.54				
	UNC 3/8"	1.45	0.7	2.9	1.45	1.01	0.72	1.52	0.72				
	UNC 1/2"	1.54	1.27	3.09	2.54	1.78	1.27	2.67	1.27				
	UNC 5/8"	2.68	2.22	5.36	4.45	3.11	2.22	4.67	2.22				
	UNC 3/4"	2.81	2.38	5.63	4.77	3.34	2.38	5.01	2.38				
	UNC 7/8"	6.13	4.45	12.27	8.9	6.23	4.45	9.35	4.45				
	UNC 1"	6.13	5.68	12.27	11.36	7.95	5.68	11.93	5.68				
	UNC 1 1/8"	6.13	5.9	12.27	11.81	8.27	5.9	12.4	5.9				
	UNC 1 1/4"	6.13	6.13	12.27	12.27	8.59	6.13	12.88	6.13				