







Poids max. transportable «G» en «t» pour différents types d'élingage

Type d'élingage / Disposition des points de suspension									
Nombre de brins	1	1	2	2	2		3 - 4		
Angle d'inclinaison	0°	90°	0°	90°	0 - 45°	45 - 60°	0 - 45°	45 - 60°	
Filet d1	M24	9	5.5	18	11	7.7	5.5	11.55	5.5
	M30	14	8.5	28	17	11.9	8.5	17.85	8.5
	M33	14.5	10.5	29	21	14.7	10.5	22.05	10.5
	M36	15	12	30	24	16.8	12	25.2	12
	M36x3	15	12	30	24	16.8	12	25.2	12
	M39	17	14	34	28	19.6	14	29.4	14
	M42	15.5	15	31	30	21	15	31.5	15
	M42x3	15.5	15	31	30	21	15	31.5	15
	M45	15	16	30	32	22.4	16	33.6	16
	M48	22	20	44	40	28	20	42	20
	M48x3	22	20	44	40	28	20	42	20
	M48x4	22	20	44	40	28	20	42	20
	M52	23	20	46	40	28	20	42	20
	M56	25	25	50	50	35	25	52.5	25
	M56x4	25	25	50	50	35	25	52.5	25
	M64	32.1	32.1	64.2	64.2	44.94	32.1	67.41	32.1
	M64x4	32.1	32.1	64.2	64.2	44.94	32.1	67.41	32.1
	M72	25	25	50	50	35	25	52.5	25
	M72x4	25	25	50	50	35	25	52.5	25
	M80	32.1	32.1	64.2	64.2	44.94	32.1	67.41	32.1
	M90	32.1	32.1	64.2	64.2	44.94	32.1	67.41	32.1
	M100	32.1	32.1	64.2	64.2	44.94	32.1	67.41	32.1
	UNC 1"	8.63	5.9	17.27	11.81	8.27	5.9	12.4	5.9
	UNC 1 1/4"	13.63	8.63	27.27	17.27	12.09	8.63	18.13	8.63
	UNC 1 3/8"	14.54	10	29.09	20	14	10	21	10
	UNC 1 1/2"	15	12.27	30	24.54	17.18	12.27	25.77	12.27
	UNC 1 3/4"	15	15	30	30	21	15	31.5	15
	UNC 2"	22.72	22.72	45.45	45.45	31.81	22.72	47.72	22.72
	UNC 2 1/2"	25	25	50	50	35	25	52.5	25